

SPRUE



Official Newsletter of the Roanoke Valley IPMS Chapter

Vol. 19, Issue 12 Dec. 2011



New Newsletter Editor

Tim Mullins

snillumt@yahoo.com

540-980-3470



If you weren't there, you missed it. The 2011 RVIPMS Christmas dinner.

From the Prez...

Put away the firewood, clean out the flue and chimney sweep the soot away. The old "fat-man" is coming! Don't worry, I'm not going to break into your house and ransack your kit collections for our upcoming raffle! The portly gentleman in question is good old St. Nick. Hope you've been good, maybe some styrene will make its way under your tree this year. I may get a lump of coal in my stocking. Seems like every time I get in the mood to be good and break out the kit-stash and work on a model, I lose my mojo. The dust just piles up around my project. Maybe 2012 will be the charm. We'll see!

Anyway, 2011 is winding down and it's been a great year. We had another great year. Numerous members entering models and winning awards in area contests as well as our very own successful ShootOut. Jay was named 2011 Region 2 Webmaster of the Year. In addition he has created 2 very nice "Facebook" pages for the club and he has put a lot of incredible links to modeling web-sites around the world. Check out the video of the working 12 cylinder car engine completely made out of turned aluminum parts. UNBELIEVEABLE!!!

Stay tuned for more great news as we prepare for our upcoming VA Shootout in July 2012 and the much-anticipated IPMS Region 2 Convention in October 2013. Planning for both of these events will start this December 31st at Bob Rohrbachs house. We would appreciate all feedback and help at this meeting. Come on out and become part of the planning team. Check with Bob on directions to his house. It's easy to find, Even my reindeer know the way!

Keep modeling!!!
Tim Ward



Visit www.rvipms.com for the latest info on shows, pictures, contacts and more.



From the Crow's Nest

By Tim Ward

It sure was good to see so many smiling and hungry faces last week at the Christmas party. I'm not sure when the grins got bigger. After the announcement that the hot-food buffet line was now open or the unbridled glee

when I opened the night's "gag-gift" of a Hot stone massage kit. This kit may be the only one I complete this Christmas. If only it came with a "happy ending". Ooops! — TMI?

• R&D Dept.



Bloch 210 BN5, NO.258
GB III/23
Istres, France
November 1939

By Terry Eastman

This is one of the early 1/72 scale Heller Kits. As such, several modifications were required. The most significant being the lowering of the horizontal tail plane. Also added to-scale horizontal plane bracing struts, tail wheel strut and pitot tube.

The kit offered 2 exterior bombs. The actual Bloch 210 bomb load was carried in 2 internal bays. So, internal bomb loads were added to the model. However, after final assembly they cannot be seen. The kit does offer a number of unique interior details, such as oxygen bottles. But again these are difficult to see after assembly. There are 27 "glass" panels in the kit. Fuselage assembly required 4

separate steps. While building this kit, several trips were made to the medicinal wine cabinet.

The overall color "vert tableau" is closely matched by Model Master Medium Field Green, FS 34095. Decals are by Carpena, No. 72.20.

The 210 was the most numerous bomber on hand at the start of WWII. It was being replaced by newer models like the Liore et Oliver 451.

The Bloch 210 was used operationally for nocturnal leaflet propaganda raids, reconnaissance and bombing missions over Germany. One plane from GB II/21 was hit by flak on 25 May over the Soissons region on its return from a night bombing mission. All crew members perished in the crash that followed the flak damage.

Anyway, with the "Dirty Santa" gifts distributed and an extra raffle, everyone seemed to go away happy with an armload of styrene to play with over the holidays. Luckily we will get a few snowy days to hole up inside to pursue our favorite hobby. No, not watching Snooki and the Jersey Girls, I'm talking about model-building! And not a moment too soon, we have a huge amount of shows coming up, including the Old Dominion Open in February, the NOVA show in early spring, and Dayton is hosting a Regional convention in April that should make for a great road-trip. Keep your overnight bag packed. The RVIPMS bus is idling in the driveway. Time to get on "the Road," just like Jack Kerouac. Oh, and don't forget, our own Virginia Shoot-Out will be in July — One month early this year. We can all make this one, no bus required. See ya' there!!!

Sprue Cutter REVIEWS



Curtis P-40 Warhawk — Book Review

By Tim Mullins

Published by Histoire & Collections
82 pages \$20 retail, much less online.

This book is full color throughout. Great photos and how to tips on assembly, detailing, weathering conversion and scratch building.





The authors give a short history and very brief overview of the different variants of the workhorse fighter. A basic tools to use list is also included. All of this is quick. Which is great because it get's you to the main event faster — the modeling.

The 4 variants covered are the P-40B, E, F and N. Each one is a complete step-by-step on how the model was built. The builds cover different processes and problems with each kit to produce a true miniature masterpiece.


Several profile drawings are included to show the wide range of markings the planes carried during WWII. Among these is a comprehensive comparison of 18 different sharkmouth nose art designs.

The book is a French publication with English text. It does get a bit broken at times and you may have to do a double read to get the meaning. However, the book overall is highly recommended.

• **RYIPMS 2011** • *a Brief Overview in Imagery*



Join IPMS-USA National!
You will be glad you did.
www.ipmsusa.org



— Reason's to Build Stuff —

A Look Back...A Look Ahead II
Jan. 21, 2012
Chattanooga, TN

Old Dominion Open
Feb. 25, 2012
Richmond, VA

MDA Model Car Contest
Theme: Bubble Tops
Mar. 3, 2012
Roanoke Civic Center
Roanoke, VA



Catawba Valley Scale Modelers Contest
and Swap Meet
Mar. 17, 2012
Statesville, NC

Smoky Mountain Mini-Con
Mar. 24, 2012

Knoxville, TN
WrightCon 2012 - R4 Regional
April 13 - 14, 2012
Wright-Patterson AFB, OH

NOVA Model Classic
May 12, 2012
Fairfax, VA

Wonderfest
May 26 - 27, 2012
Louisville, KY




The Virginia Shootout
July 14, 2012
Roanoke Civic Center
Roanoke, VA



**Happy New
Years!**

* **NO DATE?**

2012 ShootOut and 2013 R-2
Planning meeting at Bob Rohrback's
1 p.m. - Dec. 31, 2011



Next Build meeting
Jan. 12, 2012
7 p.m. VMoT

Next Business Meeting
Jan. 26, 2012
7 p.m. VMoT

Always check websites for up to date info on shows and contests

— Club Officers —

President: Tim Ward
twardf86@aol.com

Secretary: Bob Rohrback
rjrohrback@aol.com

Vice-President: Terry Eastman
t.eastman1@verizon.net

Treasurer: Greg Clower
GClower@aol.com

If you have any questions about the club, meetings, or need directions, contact us at; www.rvipms.com or mail written correspondence to: Roanoke Valley IPMS, P.O. Box 20841, Roanoke, VA. 24018



RVIPMS meetings are held at the Virginia Museum of Transportation.

← How to get there;

From Salem Ave. turn onto 1 1/2 St. Drive the very short distance to Norfolk Ave. SW and turn left. Follow under the 2nd st. over-pass to the back of the museum. The fenced parking lot is behind the building as indicated in the picture. Enter through the rear door, (the main entrance will be locked) walk down the hallway and turn right. Meeting room is in right corner.

When to get there;

The club has two meetings per month, with a couple exceptions. Build meetings are the second Thursday each month. Business meetings are the fourth Thursday each month. All meetings start at 7 p.m. For further details visit our website. www.rvipms.com

Sprue is the official publication of the Roanoke Valley Chapter of the International Plastic Modelers Society. The content of Sprue does not necessarily represent the official views of, nor is it endorsed by IPMS/USA or IPMS/Roanoke Valley. Opinions expressed are those of the authors.