




SPRUE



The Roanoke Valley Chapter of the International Plastic Modeler's Society

Volume 16, Issue 9

2007 REGION 2 CHAPTER OF THE YEAR

September 2008

Contents

From The President	1
From the Crow's Nest	2
Whatisit?" Contest	2
2008 RVIPMS Points	2
Model by Terry Eastman	3
Club Meeting Pictures	3
NNL Summer Classic	4
Glue Review by Cliff	5
Star City Motor Madness	5
Calendar of Events	6

Inside this issue:



Terry Eastman models a German Praga



NNL Summer Classic Clemmons, NC.



2008 Star City Motor Madness

From The President..

If you didn't make it to the RVIPMS cookout at Tim's last month you missed out on a good time. We had food, drink and fellowship that usually takes place at our annual get together. We had a special visitor from near by Blacksburg, Lt. Charles MacGill who piloted both B-24 and B-17 Bombers over Europe during World War II. It was a pleasure to meet and talk with him and hopefully we can get him to return for some of our regular meetings.

Hopefully everyone who attended the Nationals in Virginia Beach has had a chance to recuperate and replenish the cash reserves because there are several shows to take place before the end of the year in Region 2 and Region 12. The Foothills Plastic Pros IPMS chapter will be holding their annual "Fall Classic" contest and swap meet in Conover, North Carolina at the American Legion Fairgrounds on October 4th. This is mainly a car contest and swap meet, however they have added armor, aircraft, and ship categories to their contest in re-



cent years. The next Region 2 contest and show is MarauderCon in Towson Maryland on Saturday October 18th hosted by the Baltimore and Washington, DC IPMS chapters. Also on October 18th is the Mid-State Modelers Swap Meet and Vendors Fair in Asheboro, North Carolina and the last contest and show on November 8th in Fayetteville, North Carolina hosted by IPMS/ LaFayette Scale Modelers.

On Saturday August 16 the Carolina Kustom Modelers held the first NNL Summer Classic in Clemmons, North Carolina at the Village Inn Hotel. The event was a huge success with modelers traveling from all over the east coast displaying just over 300 models. The

enthusiasm for the show was very high and the quality of the cars displayed was fantastic. With an excellent selection of vendors there was plenty items to spend your money on. Next years show is scheduled for August 22, unfortunately the same weekend as the IPMS National Convention in Columbus, Ohio. Hopefully by next year someone will have invented that teleportation machine so that I can be in two places at once with just a flick of a switch.

This months club contest is "open" category so anything goes. Bring your finish and even your in-progress projects to share with the members. Happy Modeling, Dennis



FROM THE CROW'S NEST

BY TIM WARD

Whasssssssupppppp!!! Well, the air is turning colder, the leaves are falling and gas can't decide to go up or down. Did I hear an "emir" in Kuwait farted, this should cause gas to rise at least a dollar?!?!?!?!? Good grief!!! Oh well, enough griping, this is the new "green" Tim Ward. Breathe in, breathe out.....aahhhh!!! Let's discuss all things positive, like models and model building. We are entering that time of year when the mowers get put up in the garage and the stacks of styrene get perused for picking out the next big project. Where's that next "award" winner???? What detail set should I choose, Eduard or Lion-Roar???? Where did I put those "nose-art" decals???? Where's my @\$%\$ glue???? As you can see, I have a lot of barriers to overcome to get those (excuse me) "a" model done. I'm working at it though, I promise. I have been working hard at getting our "archives" put together and it has been a hard job, take my word for it. It's amazing the amount of crap, (er, information) that we have amassed over 15 years of fun times. I have the newsletters collated and cataloged and am working on all the rest of our important

papers. I should have them ready for the meeting Thursday night. If any members have any papers, pictures or documents that they have amassed over the years, please bring it to the meeting and we will see if it is a duplicate or something that is new to the collection. It is building up into an interesting mess of stuff, especially seeing pictures of the "motley crew" from the past when hairlines were fuller and waistlines were smaller?!?!?!? See ya' Thursday, bring your latest creations for the "Open" contest. Oh, and by the way send in an article to the newsletter, still time to get points for the club championship contest, and to help take some pressure off Dennis. It takes a lot of work to put the newsletter together, I speak from experience, every little bit of help is appreciated.

Tim



Newsletter Editor - Dennis Smith
Eastsmith1@aol.com

IPMS/Roanoke Valley meets the second and fourth Thursday of every month at the Science Museum located in downtown Roanoke at the "Center in the Square". The second Thursday building meetings are held in the classroom on the fifth floor and the fourth Thursday meetings are held on the same floor in the Conference room. All meetings start at 7:00pm.

If you have any questions about the club, meetings or need directions us.

Please mail all correspondence to:
Roanoke Valley IPMS
P.O. Box 20841
Roanoke, VA. 24018

2008 RVIPMS CLUB POINTS CHAMPIONSHIP


As of 8-18-08

Dennis Smith	60
Tim Ward	59
Cliff Young	49
Terry Eastman	48
Ed Kennedy	42
Mike Overstreet	37
Greg Clower	36
Devin Bledsoe	25
Drew Porter	25
Bob Rohrback	24
David Draper	21
Jeff Hinchee	18
John Arfaras	16
Don Jones	16
Jay Dennis	16
Arthur Harris	15
Tim Mullins	15
Tommy Carr	13
Bob Stull	13
Melvin Matthews	12
Don Smith	11
Ken Bowyer	9
Mark Crouch	7
CR Casey	5
Ralph Leslie	5
Jerry Smallwood	1

RVIPMS Club Championship points can be gathered in many different ways. Model building and other club activities will garner points. This gives everyone a chance to be a *model citizen*.

It's time again for that famous "whatisit?" contest. Take a gander at the picture to the right, fill out the ballot at the meeting and you may win a prize!!!

Prize courtesy of
SPASTIC PLASTIC



German Light Tank "Praga"

By Terry Eastman



This is the 1/76th scale Fujimi kit. Fujimi has absorbed the Nitto line in this scale, and continues to be the only manufacturer in this HO scale.

The Czech Praga here represents an AFV of the 7th Panzer Division under the command of General Rommel. The 38(t) accounted for one-fourth of the panzers deployed in France.

This 9.7 ton tank, operated by a crew of four, mounted a 37mm cannon and two machine-guns. It was powered by a 1X Praga 7.75 litre OHV six Cyl. Inline water cooled petrol engine developing 125 hp at 2200 rpm.

No. 613 was photographed crossing a bridge over the Somme River on 5 June 1940.

Note: Photographic documentation confirms the Wehrmacht frequently used the NAZI flag to identify AFV's.




Club-Build Meeting Photos




Don Jones works on his latest project



Mike's scratch built Assault Boat



Devin's sub diorama project




Mike Overstreet's scratch built items including acetylene/oxygen tanks, welder, air compressor and Gatling gun from his boat.

NNL Summer Classic 2008 Clemmons, NC.



Some of the models from the first annual NNL Summer Classic





Gator's Grip Acrylic Hobby Glue

Maybe I shouldn't admit it... but I really, really, really hate super-glue. It seems to take forever to set, leaving me trying to figure out how to hold two parts together while applying accelerator with my third hand. However; it always sets instantly when you don't want it to set, sticking parts together before you get a chance to place them correctly or else sticking the parts to the workbench or your fingers.

Gator's Grip is new product from a fellow down in Louisiana. It's an acrylic or water-based product that looks and has a thickness very much like a white glue such as Elmer's. Gator's Grip on the other hand will like super-glue

stick about anything including metal together and is similar in bonding strength to super-glue. Like white glue it has a surface tension that holds parts in place until the glue dries. So you can apply a small amount with a tooth-pick to your model and then apply a photo-etched part. The glue will hold it in position until it dries. Since it doesn't dry instantly you have time to adjust the part until you get it where you want it. Being water-based too much Gator's Grip can be removed with a moist paint brush while it's still wet. And it's non-toxic and has no discernable smell. When dry it becomes a translucent clear much like white glue. I haven't tried it on clear parts but it seems that it would work fine. It takes and holds paint well, and once painted will be as invisible as any other form of glue.

When dried Gator's Grip has a somewhat rubbery texture. It has enough 'give' that if a free standing photo-etched part (such as radio antennae on an aircraft or the railing on a ship model) applied with it is bumped the glue flexes instead of instantly snapping off like with super-glue. Such parts can actually be wiggled back and forth without breaking them off. On the other hand since it is rubbery it cannot be used to fill and sand like super-glue. Instead of leaving a clean sharp edge sanding it causes it to break off in chunks leaving an uneven rough surface.

So all in all like any other product it has it's advantages and disadvantages. There's a few purposes that I'm going to keep the super-glue around for. But it's nice to have an another option. Gator's Grip is available from: <http://www.gatorsmask.com/index.html>.

Cliff Young



Starsky & Hutch Torino



Me and George Barris

Star City Motor Madness 2008

On the weekend of June 27th and 28th the annual Star City Motor Madness took place on the streets of downtown Roanoke, an event to benefit the Virginia Museum of Transportation. Hundreds of classic and custom cars filed up and down Williamson Road for the Friday night cruise. The Civic Mall had several displays sponsored by Advance Auto Parts including the Grave Digger monster truck and an appearance by long time car builder and customizer, George Barris.

Of course if you were a kid growing up in the 60's and built model cars you've known about Barris for a long time. From the early 60's restyling options for the AMT annual kits to his very own creations replicated by several different model companies in 1/24 and 1/25 scale. His cars have left a lasting impression on many of us for more than forty years. Many of them gorgeous works of art, some wacky and some down right tacky, of course a lot of things were tacky in the 70's. At age 83 he's still enthusiastically going strong attending car shows and making appearances throughout the US and Canada. It was a treat for me to finally get to meet and

have him sign several books that I've collected over the years that featured his cars. If you'd like to check out more on Barris and his extensive history, go to www.barris.com.

Saturdays show on the streets or downtown Roanoke was equally as fun with more cars, vendors and a short video presentation and a question and answer session with George Barris at the end of the day. I look forward to next years event which takes place on the last weekend in June. For pictures and more information about the Star City Motor Madness go to www.starcitymotormadness.com.

Dennis Smith



The Barris built Ala Kart

September _____

25 - RVIPMS Business Meeting, 7:00pm,5th Floor, Center in the Square.

October _____

4 - Foothills Plastic Pro's Fall Classic. American Legion Ave Conover N.C. Ernest Harmon 704-975-6243

9 - RVIPMS Build Meeting, 7:00pm,5th Floor, Center in the Square.

18- MarauderCon Towson, MD. Rafe Morrissey 410-849-2992


18- Mid-State Modelers Swap Meet and Vendor Fair, Asheboro, NC. Coy Blair 336-259-3334

23 - RVIPMS Business Meeting, 7:00pm,5th Floor, Center in the Square.

November _____

13 - RVIPMS Build Meeting, 7:00pm,5th Floor, Center in the Square.

27 - RVIPMS Business Meeting, 7:00pm,5th Floor, Center in the Square.



Blast from the Past



Saturday October 18,2008 Harry Ruhl National Guard Armory 1035 York Rd. Towson, MD.

www.maraudercon.org

IPMS/USA NEW MEMBER APPLICATION

IPMS No.: _____ Name: _____ FIRST M. LAST

(leave blank)

Address: _____

City: _____ State: _____ Zip: _____

Phone: _____ email: _____

VISA/MasterCard Account # - - -

Exp. Date: _____

Signature: _____

Adult: \$25 Junior (17 years old or younger): \$12 DOB: _____

Canada & Mexico: \$30 Other Foreign: \$32 Foreign Air Mail: \$55

Family (Adult dues + \$5, one set magazines,# of membership cards required: _____)

If recommended by an IPMS member, list his/her name and member number _____ (name) _____ (IPMS#)

IPMS/USA

P.O. Box: 2475 North Canton, OH 44720-0475

Check out our web page: www.ipmsusa.org

The September Business Meeting is on Thursday the 25th, 7:00 pm on the Fifth Floor at Center in the Square

Club Contest for the September 26th Business Meeting "Open" Anything Goes !!

Build it, Bring it !!

Sprue is the official publication of the Roanoke Valley Chapter of the International Plastic Modelers Society. The content of Sprue does not necessarily represent the official views of, nor is it endorsed by IPMS/USA or IPMS/Roanoke Valley. Opinions expressed are those of the authors.