



SPRUE



THE ROANOKE VALLEY CHAPTER OF THE INTERNATIONAL PLASTIC MODELER'S SOCIETY

VOLUME 16, ISSUE 5

MAY 2008

Contents

From The President	1
From the Crow's Nest	2
Whatisit?" Contest	2
2008 RVIPMS Points	2
Blue/Grey Renegades	3
NNL East	4
Corsair by Terry	5
Review by Devin	5
Events Calendar	6

FROM THE PRESIDENT...

Joy, Joy, Happy, Happy, spring cleaning has started for me in the form of inventorying my plastic model stash, collection, hoarding or whatever you want to call it. After recording the first twenty five boxes full of models of all sorts I started getting hand cramps and had to stop writing. Holy cow! How did I acquire so much stuff! It seems like over the past several months I've read articles in magazines and been in conversations with people about the hoarding of plastic models that seems to be common in our hobby. I think we all have good intentions of building what we purchase, but then the reality of it comes into play. There's no way to possibly build even a fraction of what we have in our "collections". So for me, I plan to sell some of the extra kits that I know will never be built and concentrate on completing those old stagnated projects that I started years ago. I plan to also start building more for the fun of it and not for the

competition aspect of the hobby. I see that worrying about building the perfect model only prevents me from completing much of what still lies on my work bench as unfinished projects. Take inventory on your model collection and your building, or lack thereof and try to enjoy the hobby the way it's meant to be. Get rid of that extra stuff clogging your house and your head and start building for fun.

As most of you already know, we have another member who will be moving out of our area this month. Club secretary Drew Porter has accepted a job with a bank in Bluefield, West Virginia. Drew plans to remain a member of the club and will continue to be the IPMS/USA contact for our chapter until his term as secretary ends next year. Drew will be greatly missed and I would like to wish him the best of luck with his new job and home.

On April 19th the RVIPMS crew traveled to Lynchburg for an excellent show

hosted by the Blue/Grey Renegades. "Geek Stock 08" Contest and Show was a success with great contest models, good deals in the vendor area and a huge raffle. After the show we had dinner with some of the Lynchburg members at the Depot Restaurant in downtown Lynchburg for more fun and fellowship. Congratulations to Tommy Carr for winning three awards at this year's contest. Thanks to IPMS/ Lynchburg for a fun day and we'll defiantly look forward to next year's show.


This month's contest is our annual Springnationals Gravity Drags, so bring your best cars and plan to compete on the newly refurbished drag strip thanks to Ken Bowyer. As always, be sure to send in any articles and pictures you have for publication in "Your" newsletter. Next Month, SWAP MEET!!! Bring it!! Sell it!!

Happy Modeling,
Dennis
eastsmith1@aol.com

Inside this issue:



Pictures from Lynchburg



NNL East from Wayne, New Jersey



Tim's New License Plate

NEXT Month...
IPMS Northern Virginia & Tank Museum Shows

Winners from the April 24th Club Business Meeting





FROM THE CROW'S NEST

BY TIM WARD



SS John W. Brown

The title of my column "From the Crow's Nest" is meant as a metaphor for "looking at the world" from on high, as a bird would, but this past weekend I had the opportunity to really view the world from the "crow's nest", or a reasonable facsimile thereof. Actually, I got to see the world (or actually Chesapeake Bay) from the gun tub of one of only two existing Liberty ships left in the world, the "John W. Brown" out of Baltimore harbor. We left the harbor with the help of two harbor tugs at 0800 after taking on three esteemed dignitaries, General Douglas MacArthur and President Franklin D. Roosevelt and Eleanor. MacArthur arrived by Army staff car and spoke of the current situation in the Philippines and vowed he would "return" to help out the Filipinos and the troops. Franklin arrived in a 1936 open top cabriolet with Eleanor at his side. We were all instructed not to take pictures of the President as it was forbidden to portray him as crippled or infirm. He was hoisted on board with wheelchair on a "breacher's boy" and addressed the crowd of over 400 with words of encouragement about the current state of international affairs and an update on the current war situation. We were informed that the US will fight to an "inevitable" victory and the only thing we have to fear is "fear itself". After "casting off fore and aft" and securing the landlines, we adjourned to the "tween" deck for breakfast, consisting of pastries, muffins, bagels, coffee and juice. The "tween" deck is also the home of the Merchant Marine museum and memorabilia from other Liberty ships and the ship's gift shop. After checking out the below deck I came up to watch the fog burn off as we got up to speed in the harbor as we sailed past Fort McHenry on the port side. The decks were filled with WWII memorabilia including a fully equipped Jeep and weapons and gear from all of the major combatants, Allied and Axis. In addition to all the equipment to look at, we were entertained by a group of "Andrew's Sisters look-alikes who regaled the "crew" with songs from the 40's. Also a "Big

Band" played standards from Glen Miller, Benny Goodman and Tommy Dorsey to name a few. A very professional re-enactment of Abbot and Costello's "Who's on First" routine had the crowd in stitches below deck. After a filling lunch of cold cuts, sandwiches, BBQ, salads and cookies, we mustered on deck for more fun watching the world go by at a leisurely 15 knots. All of a sudden the calm was shattered by an attacking Japanese Zero who had caught the ship unaware. Fire was returned from the forward 20mm ack-ack guns as well as a few 3-inch shells for good measure. The Zero was actually a Yak-52 painted convincingly to replicate the Pearl Harbor attacker and the pilot did a good job "buzzing" the ship. After the aircraft was warded off, the crew enjoyed more Big Band music, ice cream, tours of the Engine Room (nothing like being three feet away from a 10-foot tall piston churning as hard as it can) and 150 degree heat all around. I commend anyone who keeps the big ships running (a salute to all the wipers, eh Greg!!!) We came back into port around 4 pm, but with the help of the tugs it was 5 o'clock before any dis-embarkment took place. We had a GREAT TIME!!! If you have a spare weekend anytime soon and can make it to Baltimore, check this out. The Liberty ships may not have the glamour or power of the battleships or carriers, but this is the only ship I know of from WWII that is still sailing. For more information, Google John W. Brown or go to www.liberty-ship.com. Pictures to follow in upcoming Sprue and at www.rvipms.com.

Tim

Newsletter Editor - Dennis Smith
Eastsmith1@aol.com

IPMS/Roanoke Valley meets the second and fourth Thursday of every month at the science Museum located in downtown Roanoke at the "Center in the Square". The second Thursday building meetings are held in the classroom on the fifth floor and the fourth Thursday meetings are held on the same floor in the Conference room. All meetings start at 7:00pm.

If you have any questions about the club, meetings or need directions us.

Please mail all correspondence to:
Roanoke Valley IPMS
P.O. Box 20841
Roanoke, VA. 24018

2008 RVIPMS CLUB POINTS CHAMPIONSHIP AS OF 5-12-08

Terry Eastman	34
Tim Ward	33
Cliff Young	29
Dennis Smith	24
Greg Clower	21
Ed Kennedy	19
Drew Porter	19
Mike Overstreet	18
Devin Bledsoe	18
Bob Rohrback	16
Jeff Hinchee	14
Tim Mullins	13
John Arfaras	12
Don Jones	12
Arthur Harris	11
David Draper	11
Ken Bowyer	9
Don Smith	9
Bob Stull	9
Jay Dennis	5
Melvin Matthews	5
Ralph Leslie	4
Tommy Carr	4
Mark Crouch	2
Mike Powell	2
Jerry Smallwood	1

RVIPMS Club Championship points can be gathered in many different ways. Model building and other club activities will garner points. This gives everyone a chance to be a "model citizen".

It's time again for that famous "whatisit?" contest. Take a gander at the picture to the right, fill out the ballot at the meeting and you may win a prize!!!

Prize courtesy of
SPASTIC PLASTIC



BLUE-GREY RENEGADES

Geek Stock 08


April 19, 2008
Lynchburg, Virginia



NINL EAST

Tri-State Scale Model Car Club

March 12, 2008
Wayne,
New Jersey



Potez 452, No. 2
 Aeronautique Navale
 Cuirasse Korraine
 Groupement 7S4 1936

This Azur kit is unique in that less than 20 of these floatplanes were built.

I would not suggest this kit for those with a weak constitution. It required several trips to the medicinal wine cabinet. Each part had to be trimmed of flash and sample fit. As with these limited run kits the resin issue once again became a factor, (run and hide).

Even closely following the directions, some of the parts did not fit.

The kit comes with a wooden propeller, but an actual photo shows a metal prop. The machine gun was replaced as the one with the kit was—pass bon. The decals are quite good and accurate in color.

“Cuirasse” is the French word for Battleship. No.2 was assigned to the Lorraine which ended up being interned in Alexandria following the collapse of France in 1940. Thus, it did not suffer the fate of it’s sister ship le Bretagne at Mer-El-Kebir. This action had to be one of the biggest British military blunders of WWII

Terry Eastman



★ **S.C.A.M.P.S.** ★

An Article by the Star City Armor Modeling & Preservation Society

Tamiya Kit # 35044
25pdr Field Gun & Quad Tractor

The first thing that strikes you when you open the box is the large number of parts since there are actually 3 separate kits, the truck, limber, and the field gun. With 6 frets of plastic molded in yellow ochre you can choose to put it all together in English and Japanese, since the kit comes with 2 individual instruction booklets.

Although this kit has been around for awhile Tamiya’s standard for fit is still evident and all the parts are crisply molded. My dabbling into the world of armor has been focused on the African campaign and desert warfare in general, maybe because the conditions were so harsh for both sides it gave rise to instances of chivalrous behavior and that notion appeals to me.

The instruction pamphlet is straight forward enough. Photographs of the model at various stages of completion for the 3 kit assemblies are also a nice touch though.

The kit build to this point: chassis, wheels, and the engine have gone together with relative ease with no flash and nominal mold lines. The FAT (Field Artillery Tractor) with limber and 25 pounder in tow will look impressive on a diorama base. Now if I can just find a suitable set of Limey figures stripped to their waste preparing to give the Jerrys’ Hell.

Devin Bledsoe



Contest & Events Calendar

May _____

22 - RVIPMS Business Meeting, 7:00pm, 5th Floor, Center in the Square. Contest for May: The Spring Nationals Gravity Drags on our redesigned drag strip!!

June _____

6-8 Historic Races / Wings and Wheels Air & Car Show. Virginia International Raceway, Danville, Virginia. www.virclub.com

12 - RVIPMS Build Meeting, 7:00pm, 5th Floor, Center in the Square.

14 - D-Day Memorial Contest & Show, D-Day Memorial,

Bedford, Va., Ed Kennedy, 540-989-2482, kennedy2cats@aol.com

26- RVIPMS Business Meeting and SWAP MEET. Bring anything you want to sell. Models, Books, Decals, Junk Parts, etc.

August _____

2-Road Knights Summer Cruise, Charlotte, NC.

6-9 IPMS National Convention, IPMS / Tidewater, Virginia Beach, Va. www.ipmsusa2008.org

16- NNL Summer Classic, Clemmons, North Carolina. <http://www.carolinakustommodelers.com>



September _____

12 - RVIPMS Build Meeting, 7:00pm, 5th Floor, Center in the Square.

20- PennCon, Mechanicsburg, Pa. Frank Froment, 717-791-1134



6TH ANNUAL NATIONAL D-DAY MEMORIAL "WORLD WAR II IN MINIATURE" MODEL CONTEST, SWAP MEET & SHOW

JUNE 14, 2008



S.C.A.M.P.S.



SPONSORED BY THE ROANOKE VALLEY CHAPTER OF THE IPMS & THE STAR CITY AMPS GROUP

The National D-Day Memorial
Bedford, Virginia

ARMED FORCES DAY - MAY 17

RVIPMS Spring Nationals

May 22, 2008

7pm at the Center in the Square 5th Floor Conference Room

Car Classes and Rules

B/S Box Stock

1. Cars are to be 1/24 or 1/25 scale plastic models of passenger vehicles.
2. Cars must use wheels, tires and axles supplied in the kit.
3. You may use any kit parts supplied in the box.
4. Models must have full interiors.

Pro Mod Pro Modified

1. Cars are to be 1/24 or 1/25 plastic scale models.
2. Maximum weight of model cannot be more than 8 ounces.
3. Any type of wheel, tire and axle may be used.
4. Models must have 4 wheels that touch the track and be able to roll.

The May Business Meeting is Thursday the 22th at 7:00 pm, 5th Floor at the Center in the Square.

All Club Contest in 2008 will be "Open", meaning any kit subject as long as it has not been entered before.

Build it, Bring it !!

Sprue is the official publication of the Roanoke Valley Chapter of the International Plastic Modelers Society. The content of Sprue does not necessarily represent the official views of, nor is it endorsed by IPMS/USA or IPMS/Roanoke Valley. Opinions expressed are those of the authors.

WHAT WHO WHEN WHERE HOW AND Y-Wing


WHAT: STAR WARS Y-Wing models. Injection molded. Mass produced.

WHO: MPC vs. FineMolds

WHEN: MPC - 1984 Airfix - 1983-84? MPC/ERTL - 1990
Fine Molds - 2007

WHERE: MPC, MPC/Ertl - USA Airfix - UK
FineMolds - Japan

HOW: MPC etc. - About \$5.00 in 1984, a little over \$20.00
on ebay (2008) probably less if you search.
FineMolds - \$35.00 to \$50.00
depending on how well you hunt



MPC produced a snap model of the Y-wing in 1984 for their *Return of the Jedi* line of kits. After 3 movies the Y finally got some notice as a kit by the only game in town (at the time) for STAR WARS kits. Not an easy kit to find on it's first release, even more difficult on its second. The kit is not the best representation of the tank-tough fighter. It weighs in at approximately 1-89 - 1/95 scale, has 23 parts including the smoke clear canopy and stand. Is it worth the price? Probably not. Unless you want to complete a collection, customize it, or get a bargain you can't refuse.

FineMolds just released their excellent version in 2007. The kits is 1/72 scale to match the other STAR WARS kits they produce in the same scale. This kit raises the bar on their previous fighter kits. Probably due to the phenomenal Millennium Falcon kit they produced. The kit has about 116 parts including canopy and stand. The Y-wing is a larger fighter than the X-wing and the price reflects this. Is it worth the price? Simply, Yes!



MPC cockpit, not very accurate but the canopy opens proving there is a molded-in pilot under that smoked glass.



FineMolds cockpit, with cool engraved panel lines. Pre-shading anyone?



MPC rear detail. Some of the lumps are in the right place.



FineMolds rear detail. You can see the detail even in the blurred picture.



MPC engine detail. Check out that thruster detail, oh wait, there isn't any.



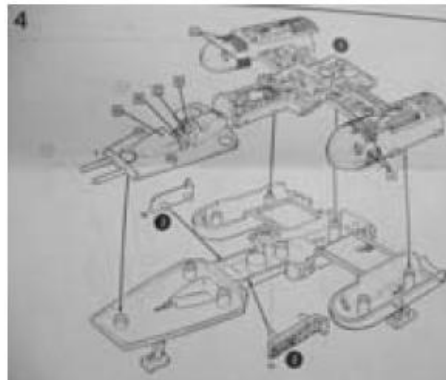
FineMolds engine detail. One of four detail pieces per engine.



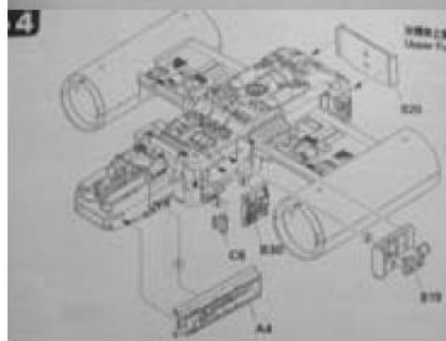
MPC mid-section detail.



FineMolds mid-section detail.



MPC instructions step 4 You're halfway there. Then all that's left is the painting and firecrackers. BOOM!



FineMolds instructions step 4 There are 16 more steps. Then painting and choice of decals for three different fighters.

Other versions of Y-wings:

MPC: Y-wing "Mir-a-kit". 1/250? 1984 USA One in a series of kits that were only half of the vehicle mounted to a "mirror" (mylar-like sheet). The reflection in the mirror forms the other half of the vehicle. What a company won't do to make a buck.

ArgoNauts: 1/72 1994 Japan Resin and vinyl garage kit. Much better detail and scale than MPC's offering. However, most samples plagued by heavy warping of almost every part.

SMT/ Blue Moon: 1/48 Resin garage kit 2003/2006 respectively, USA and Japan Two versions exist; the original and a "re-tooled" re-mastered version when the original molds wore out. Very nice details and an especially good representation in the re-mastered version. A bit pricey and hard to find but worth it if you don't pay collector's price. And the only 1/48 version to date.



Tim Mullins