




SPRUE



The Roanoke Valley Chapter of the International Plastic Modeler's Society

Volume 17, Issue 4

2007 REGION 2 CHAPTER OF THE YEAR

April 2009

Contents

From The President	1
From the Crow's Nest	2
March Meeting	3
MDA Model Contest	4
Dog Con 2009	5
Douglas A-20	6
Stone, Woods & Cook	7
Calendar of Events	8

Inside this issue:



March Meeting Coverage



MDA Model Car Contest



IPMS Lynchburg "DogCon" 2009

From The President..

The first order of business for this month's newsletter is 2009 Shootout Sponsorships. Everyone needs to step up and sell those sponsorship packages because we are only three months from the show that is on July 18th. We need all of the help we can get from you guys. If you need sponsorship forms see or call Tim Ward and he'll make sure you'll get them.

The Lynchburg Blue/Gray Renegades held their annual "Box Stock Rock" on Saturday March 28th where the contest was called "DogCon 2009". Our pals in Lynchburg put on a great show with an excellent raffle, well stocked vendor area stiff competition on the contest tables. As a very nice gesture, the Renegades donated table space for the sell of J.D. Spearman's model collection who passed away last year. Hat's off to Mark Elder and all of the other IPMS Richmond members who worked tirelessly all day selling the models. On a disappointing note, only three RVIPMS members entered models in Lynchburg's competition. A lot of us in the club, including myself needs to get to work and get out of this non model building funk! Congratulations to C.R. Casey



Ed Kennedy's fantastic weathered woody

and the big winner of the day, Ed Kennedy. Their awards are listed on page 5 of this issue.

Elections will be at the April business meeting, somehow we let it slip by last month. Come prepared to vote!

Thanks to everyone who contributed to the newsletter this month and keep the articles and tips coming. This month we have two contests, our ever popular Spring Nationals Gravity Drags and the regular monthly contest where any subject matter goes. Members keep in mind it's about time to hold a modeling demo at the Rail yard Hobby Shop. We'll clear it with Jim first to see if he's willing to and able to have us. One possible idea is to hold the demo outside now that the weather is turning warmer. We have a canopy

to set up to shield the typically pail IPMS modeler so all you vampires and basement dwellers can attend. Don't forget model contest and shows in both region 2 and region 12 in the month of May. The first contest and show, "Full Model Jacket 2009" will be hosted by IPMS/Winston - Salem on May 5th. The second show and contest is May 30th, "Model Palooza 2009" host by IPMS/ Northern Virginia at the Fairfax High School. Hopefully some of us will have some new models to enter. That's it for this month, see at the meetings and shows.

Dennis Smith

540-818-8162

eastsmith1@aol.com



FROM THE CROWS NEST BY TIM WARD

"If April showers bring May flowers, what do May flowers bring??? Furniture and model collections of course!!! Get it??? And speaking of model collections, unless you want those un-built kits of yours to keep collecting dust on the shelves, bring them to the meeting Thursday night for raffle donation night for our upcoming show. Yep.....the time you've all dreaded has come around again, the annual call for raffle donations. It's know it's like a broken record, but we need your help. I was sorting some stuff of my own the other night and came across a box of kits and decals from the IPMS Nationals in Albuquerque (from year???)?. This was all stuff that was "my next project" at the time and now I have dozens of other "my next project" boxes. Some have gone to other raffles, some have found there way to the sale table at conventions, along

with a ton of kits that Mark Kincer and I sold at shows, and some have even caught the "silver bird" across the big pond in E-Bay transactions. I've enjoyed the elusive search for the "one-of-a-kind" kit that no one else has, but I have to be honest with myself. At the "rate of build" I am currently working at, I only need to build until the year 2367 to complete my collection. And that's if I don't add anything to the stash. Not likely!?!?!? But don't get me wrong, when I get the itch to build, I enjoy it very much even though I know my skills don't rival the master-modelers that inhabit Region 2. I plan to have something built (stop laughing--I mean it!!!) for our show in July and the Nationals in Columbus in August. But in the mean time, it's time to get your cars ready for the big "Springnationals" car race Thursday night. There may be a "secret" new race

Newsletter Editor - Dennis Smith
 Eastsmith1@aol.com
 IPMS/Roanoke Valley meets the second and fourth Thursday of every month at the Science Museum located in downtown Roanoke at the "Center in the Square". The second Thursday building meetings are held in the classroom on the fifth floor and the fourth Thursday meetings are held on the same floor in the Conference room. All meetings start at 7:00pm.

If you have any questions about the club, meetings or need directions us.

Please mail all correspondence to:

Roanoke Valley IPMS
P.O. Box 20841
Roanoke, VA. 24018

in store for members as well as the traditional "Box-Stock" and "Modified" classes. And don't forget the "Cold Cash Bash". I also will be bringing in some items for club auction so bring some "moolah". You may see something you like.....to fill that space made empty by your raffle donation!!!!????!!

Modeler of the Year Proposal

A van full of members attended the Richmond Show in February and another bunch met for breakfast and traveled to Lynchburg in April. In both cases, only a couple of our members entered models for competition. There was a time that we went to these contests armed and dangerous. What happened? It is a good thing that the club competition issue has floundered a bit, as we would have our butts kicked soundly. Perhaps it is because we still support a system that allows someone to become "Modeler of the Year" *and never have to remove the shrink wrap from a box*. I propose the following system that is based on model building and participation with completed models for this award.

- For working on a model at the build meeting 1 point
- For working on a model at a scheduled outside demo or
- Entering a completed new model in the monthly club contest..... 2 points
- For entering a new completed model in an IPMS or other contest
- Sponsored by others 3 points (each model)

RULES:

1. For build meetings or outside demos, the same model may be used for score until its completion.
2. A "new completed model" is one that has not been entered in the club contest previously unless it was a "stand alone" entry and later part of a collection, group, or diorama.
3. A "new completed model" is one that has not been entered in the same IPMS contest previously unless it was a "stand alone" entry and later part of a collection, group, or diorama. In other words, it can make the circuit but cannot be counted for points the second time around for instance in the Lynchburg Contest.
4. Contest awards do not affect the point tally.
5. For point purposes, a model is defined as any vehicle, plane, ship, building, figure (or set of figures) or any kit that normally would be considered a model if displayed alone. Conversion kits, photo etches, or other accessory sets do not count as a separate model for points.

In order for someone not to be burdened with trying to keep up with all of this, each member will be given a printed form to fill in the event, model, date and point value of each occurrence and have any fellow member initial for accuracy. Turn in the form at the end of the year and see who wins. This could be further enhanced by a "Model of the Year" club contest with the first place winners from each club meeting contest competing for an award.

I also propose that the club contests be open and not targeted to allow everyone to stay with their favorite subject matter.

Allow me to touch on one other issue. Guys, take a good look at the newly installed movie categories for our upcoming IPMS contest. Instead of a single theme with one award, we now have three new categories with a "Best of" which denotes ten new awards. I cannot think of a single modeling interest that could not be associated with a movie from the 40's, 50's, or 60's. Let's all show up for this thing as I am sure it could become a regular for us. We talked about bringing all of these movie models to the last club meeting before the contest.

Submitted by: Ed Kennedy

MARCH BUSINESS MEETING PICTURES

Congratulations to the winners of the March Club Contest

First Place

**Mike Powell
King Tiger Diorama**

Second Place

**Cliff Young
Soviet K52**

Third Place

**Mike Powell
Germany Tiger Diorama**



LOCH NESS MONSTER FOUND!!! No, but Jerry Smallwood and Ronnie Drain really do exist. Just kidding guys, great to see them at the March meeting.



Comrade Cliff Young gets that Russian feeling... as Patty Loveless looks on from his t-shirt.



Cliff Young's Soviet K52



King Tiger by Mike Powell



Maultier with Hebelwerfer built by Devin Bledsoe



Mike Powell's Tiger diorama



The bull session in progress.



Bob Rorhback's Viking Ship




Mike Overstreet's childhood Hot Rod

MDA[®] Model Car Contest



**Some of the great models at the
March 7, 2009 MDA Model Car Contest**

Steven Simmons



Roger Janney



Benjamin Stone



Bill Stillwagon



TUBE CHASSIS CORVETTE FACTORY RACER: 377 CI -ALUMINIUM BLOCK- 485 HP AT 6000 RPM
ZERO 60: 4.1 SECONDS. ZERO TO 100 8 SECONDS. QUARTER MILE: 11.9 SEC. AT 126 MPH.



Steven Simmons

Lynchburg IPMS Blue/Gray Renegades Box Stock Rock



2009 DOGCON

Saturday, March 28, 2009
9 a.m. To 5 p.m.
Heritage United Methodist Church
Lynchburg, Virginia



Ed Kennedy's "Best Armor" winning diorama.

RVIPMS Winners From Lynchburg

C.R. Casey

Category #41 AFV Interior - 1st Place--Marder

Category #43 Recovery Vehicles - 3rd Place -- M88

Ed Kennedy

Category # 10 Rust -N - Dust 1st place--'29 Woody

Category # 45 Artillery and Towed Vehicle - 1st place--Napoleonic Horse Drawn Cannon

Category # 48 Armor Out-of-Box - 2nd place--WWI Model "T"

Category # 51 Figures-Mounted - 3rd place--Confederate Cavalry Officer

Category # 56 Diorama-Armor - 1st place--Land Wasser Schlepper--Captain's Bath

Best Armor--Napoleonic Horse Drawn Cannon


Best Diorama--Land Wasser Schlepper--"Captain's Bath"

Best K-9--Beagle on Land Wasser Schlepper Diorama

Top Dog--Theme Award--Beagle on LSW Diorama



THE STRANGE CASE OF SHADE NO. 35



At our last meeting Devon had a new MPM kit of a Douglas A-20. I mentioned that the A-20 had used a special camouflage color that no other aircraft had applied. I promised to report back on the details of this color. During my investigation I found that the color was applied to the original batch of A-20s (39-721 to 39-734) and the first batch of A-20A (40-71 to 40-100). But Devon's kit is a A-20G so this really doesn't apply to his model. But the story of color No. 35 shows that anything our government does is subject to screw-ups.

Most of us have seen pictures of the flight of P-36s at the 1939 National Air Races done up in some of the craziest camouflage colors I've ever seen. In the late 30's the Air Corps spent a lot of time and effort trying to come up with a set of standard camouflage. A study was set up, Study No. 42 on Aircraft Camouflage. Before the study could be completed, Douglas began rolling the first A-20 off the assembly line. On January 6, 1940 it was decided that the Havoc would be painted with two shades of olive

drab. Two patterns were chosen, one the mirror image of the other. The pattern was the same being used on the Boston I's being delivered to the RAF.

This required a new color to be used with Shade No. 31 Dark Olive Drab. After much discussion the new lighter color was chosen and named Shade No. 35 Light Olive Drab.

It was derived by adding 10% chrome yellow to Dark Olive Drab.

The new color didn't offer enough camouflage improvement and was poorly received by the personnel conducting Study No. 42. On September 16, 1940 the Air Corps issues the results of Study No. 42, with Bulletin No 41, setting up permanent camouflage colors. Shade No. 35 was not included, thus the early A-20 were the only aircraft to wear that color.

Government procedures haven't changed much since 1940.

Tommy Carr

Stone, Woods & Cook

'41 Willys/Revell® Kit #2032

by Jerry Smallwood



When you hear the phrase *Gasser Wars*, does this bring back memories of late night dining at the Texas Tavern? Let's hope not, instead, the phrase describes an era and class of drag racing during the 1960s that featured non-aerodynamic coupes and sedans with raised front ends being hurled down the quarter mile by supercharged engines. The stands were full of sun-burned fans with ringing ears on hot Sunday afternoons cheering for their favorite Gasser to display its chute first. Those are some of the memories and history of early drag racing the Revell '41 Willys brings back with its accurate 1/25 scale model of the Stone, Woods, and Cook drag racing team. This kit review will discuss the assembly of the kit and provide some additional information about Gasser classifications.

I wanted to build a model car and enter it in the March 7th MDA Model Car Contest. I didn't have a lot of time to complete a model before the contest; I grabbed my RVIPMS Rail Yard Christmas gift certificate and drove out to the Rail Yard Hobby Shop. After looking through the kits at the Rail Yard, I decided to buy the Willys kit. The model kit includes decals to build the early version metallic blue version of the Willys or the later version Willys that was painted black and was successfully raced

during 1965.² After driving home, I opened the model kit and inspected the parts.

I examined the model body before painting it and found a small seam mark on each side of the trunk above the taillights that I lightly sanded to correct the problem. The surface of the body did not have any flash or sink marks. I decided to build the black version of the car and used Testors Acryl gloss black paint. The next day the decals were applied using Microscale Micro-Set and Micro-Sol decal setting solutions. The decals adhered without any silvering, and the body was beginning to look like a 1960s Gasser. Now, the body was ready for a coat of Future Floor Wax to seal the decals and give a smooth gloss finish to the model body. The kit provides a photo-etched grill that gives the front end a realistic look.

Finally, it was time to assemble the engine, interior, and frame assembly. The kit has a detailed Hemi engine with headers that exit below the front fenders. I did not have any assembly problems with the frame. However, the interior has four attachment pins that attach to the frame assembly. After attaching the interior to the frame, I found that the interior does not have any attachment points to secure it to the body. I had to apply glue to areas where the interior and body touched and hope the bond would hold the two assemblies together. The kit was built *out of box* and took about ten hours to complete.

In addition, I did some research and found that during the sixties the Gasser class was required to be a coupe or sedan body produced by an American automobile manufacturer. However, sometime later foreign coupe and sedan bodies that met Gasser class requirements were allowed.¹ Supercharged classes were designated by car weight to engine cubic inch ratio:

- A/GS = 6.00 to 8.99 lbs. per cubic inch
- B/GS = 9.00 to 12.59 lbs. per cubic inch
- C/GS = 12.60 or more pounds per cubic inch

There also were classes for unsupercharged Gassers (e.g., beginning with A/GAS = 5.00 to 8.99 lbs. per cubic inch through H/GAS).¹

I enjoyed building the '41 Willys Gasser kit and entering the MDA Model Car Contest.

Also, I enjoyed talking with other RVIPMS members that attended the MDA Car Show and Model Car Contest.

1. Byron's Gasser Madness [website online]. <http://gassermadness.com/articles/index.htm>; Internet

2. Stone, Woods, and Cook [website online]. www.stonewoodsandcook.com; Internet

WHATISIT?

It's time again for that famous "whatisit?" contest. Take a gander at the picture to the right, fill out the ballot at the meeting and you may win a prize!!!

Prize courtesy of

SPASTIC PLASTIC



RVIPMS Spring Nationals

April 23, 2009

7pm at the Center in the Square 5th Floor Conference Room

Car Classes and Rules

- | B/S
Box Stock | Pro Mod
Pro Modified |
|--|--|
| 1. Cars are to be 1/24 or 1/25 scale plastic models of passenger vehicles. | 1. Cars are to be 1/24 or 1/25 scale models. |
| 2. Cars must use wheels, tires and axles supplied in the kit. | 2. Maximum weight of model cannot be more than 8 ounces. |
| 3. You may use any kit parts supplied in the box. | 3. Any type of wheel, tire and axle may be used. |
| 4. Models must have full interiors. | 4. Models must have 4 wheels that touch the track and be able to roll. |

April _____

23 - RVIPMS Business Meeting. Spring Nationals Gravity Drags, 7:00pm, 5th Floor, Center in the Square.

May _____

5 - Full Model Jacket 2009, IPMS/Winston - Salem, Steven Murphy - 336-549-7017

14 - RVIPMS Build Meeting, 7:00pm, 5th Floor, Center in the Square.

28 - RVIPMS Business Meeting, 7:00pm, 5th Floor, Center in the Square.

30 - IPMS/ Northern Virginia - Modelers Palooza 2009, Fairfax High School,

June _____

11 - RVIPMS Build Meet-

ing, 7:00pm, 5th Floor, Center in the Square.

20 - National D-Day WWII in Miniature, Bedford, Va. Ed Kennedy, kennedy2cats@cox.net

25 - RVIPMS Business Meeting, 7:00pm, 5th Floor, Center in the Square.



MODELERS PALOOZA! 2009

SATURDAY, MAY 30TH, 2009
9 AM - 4 PM

Fairfax High School
3501 Rebel Run
Fairfax, VA 22030



THE NATIONAL D-DAY MEMORIAL FOUNDATION

"MODELERS PALOOZA! 2009"

MODELERS PALOOZA! SKY AND GROUND

THE NATIONAL D-DAY MEMORIAL FOUNDATION

1300 BERRY AVE, WASHINGTON, DC

SAVING D-DAY, JUNE 20, 2009

SEMIPMS

Roanoke Valley IPMS

IPMS/USA NEW MEMBER APPLICATION

IPMS No.: _____ Name: _____
(leave blank) FIRST M. LAST

Address: _____

City: _____ State: _____ Zip: _____

Phone: _____ email: _____

VISA/MasterCard Account # _____ - - -

Exp. Date: _____

Signature: _____

Adult: \$25 Junior (17 years old or younger): \$12 DOB: _____

Canada & Mexico: \$30 Other Foreign: \$32 Foreign Air Mail: \$55

Family (Adult dues + \$5, one set magazines, # of membership cards required: _____)

If recommended by an IPMS member, list his/her name and member number _____ (name) _____ (IPMS#)

IPMS/USA P.O. Box: 2475
North Canton, OH 44720-0475

Check out our web page: www.ipmsusa.org

ATTENTION!!!!

The April Business Meeting is on Thursday the 23rd, 7:00 pm on the Fifth Floor at Center in the Square

Along with the Drag Race, there will also be a contest for all other models at the Meeting!

Build it, Bring it !!

Sprue is the official publication of the Roanoke Valley Chapter of the International Plastic Modelers Society. The content of Sprue does not necessarily represent the official views of, nor is it endorsed by IPMS/USA or IPMS/Roanoke Valley. Opinions expressed are those of the authors.