



SPRUE



The Roanoke Valley Chapter of the International Plastic Modeler's Society

Volume 19, Issue 10

October 2011

Contents

From The President	1
From the Crow's Nest	2
RVIPMS Ramblings	3
News Article	4
2011 Virginia Shootout	5
NNL Summer Classic	8
Landing Gear Jig	10
Calendar of Events	12

Inside this Issue:



2011 Virginia Shootout



NNL Summer Classic



RVIPMS Ramblings



The 2011 Virginia Shootout Best of Show winning Albatross D.Va built by Kevin Farris from North Carolina. The airplane was piloted by Hans Joachim Hippel and is dated August 1918

From the Prez...

My aching joints mean that the weather has changed again and that means model-building season is almost upon us. The lawn mowers can be put away and the dreaded "weed-whacker" can be hung up in the garage and its infernal noise and vibration can be quieted and the nerves can be calmed with some plastic therapy. I'm not going to kid you and claim to get anything built in the next few months. If it happens, it will happen, but that doesn't mean there isn't a lot to enjoy in the RVIPMS world. We just enjoyed a great turnout for the 2011 VA Shoot-Out and the Regional Convention in New Jersey is coming up in October. The club van is idling in the parking lot, waiting for passengers to fill for the trip up the NJ Turnpike to Mount Laurel, NJ, past home of

"Rare Plane Detective", yours truly and current home of NFL Films. Should be a fun trip, with lots of new vendors to partake of, and getting to press the flesh with the Northern part of Region 2. Let's make our presence known and represent the Southern part of the Region. If your interested in the trip, let me know at the next meeting as planning time is running short. Also be sure to attend the next meeting as a lot of business needs to be decided on for the upcoming next two years, involving shows, conventions, club projects, old business, new business, risky business?!?!?!? You get the idea. Please plan on attending and bring energy, ideas, joie de vivre', etc. That last part was probably misspelled. Terry can set me straight on my French. N'cest pas???

Tim

RVIPMS.COM

Region 2 Website of the Year



FROM THE CROWS NEST

BY TIM WARD

The altitude up here sometimes allows me to see things that others may not get to enjoy, but I certainly could see a lot of people enjoying themselves at the last Shoot-Out. It looked like a huge sigh of relief on everyone's faces after the past year of down attendance and the spectre of a lousy economy coupled with rising gas prices as well as canceled shows due to lack of interest. The vendors had smiles on their faces, the award winners went home with armfuls of plaques, and the raffle tickets were flying off the roll so fast I experienced a couple of paper cuts. All of this up-beat feelings were due to the combined spirit of the Region 2 clubs as well as visitors from Regions 12 and 3, and the super efforts of our own RVIPMS members. I

never get tired of singing their praises. Thanks to Bob and Sharon Rohrback for the use of their home for the planning meetings as well as the "plaque-building" extravaganza. Great job "kudos" go out to our graphics / awards team of Jay Dennis and Tim Mullins. Registration was handled flawlessly by Dennis Smith and crew. Super great job send-out to Greg Clower working with our vendors and table layout. Terry, Drew, and Gene did a superb job with our General Admission, sorry about the lack of planning on my part for the dearth of name tags. Will remember to buy more next time!!! Thanks to our raffle crew of Bob R. and Mike N. from NOVA for a seamless execution of the raffle area. We gave out a ton of stuff,

Newsletter Editor - Dennis Smith
Eastsmith1@aol.com
540-818-8162

IPMS/Roanoke Valley meets the second and fourth Thursday of every month at the Virginia Museum of Transportation in downtown Roanoke.

All meetings start at 7:00pm.

If you have any questions about the club, meetings or need directions us.

Please mail all correspondence to:

Roanoke Valley IPMS

P.O. Box 20841

Roanoke, VA. 24018

literally, that raffle box gets heavier every year. Another pat on the back goes to one of our unsung heroes, Mike Overstreet, who manned (or should I say "kidded") the Make-N-Take area and introduced many young kids the wonderful hobby of modeling. And super thanks to all of our guys, Ed, Bob S, Arthur, Cliff, Chris, Cheryl, Ricky, James, Melvin, Brian, and others I'm sure I've missed that made the show a success. Thanks to all and get some rest, We have more work to do.....get ready!!!

Tim

Directions to the club meeting room at VMT.


Virginia Museum of Transportation. From Salem Ave. turn onto 1 1/2 St. or 1.5 St. Follow it around and drive under the overpass and then to the right. The parking lot is behind the museum as indicated in the picture. Enter through the rear door, walk down the hallway and turn right. Don't try to enter though the main entrance, the doors will be locked.



RVIPMS Ramblings



Don Jones



Bob Rohrback



Demo and display at the Virginia Museum of Transportation on July 23rd.



Tim Mullins



Yes, that's Tim Mullins behind that solid mountain of models. And it's as deep as it is wide. No, it's not all of his models either, this picture was taken during his move to his home in Pulaski. Moving is a good time sort out and organize your collection. It also lets you know where stand in your state of hoarding and plastic model addiction

Check out hundreds of pictures from events and meetings at RVIPMS.com

Scale Model "Shootout" Comes to Roanoke Civic Center

Reprinted with permission from the August 18, 2011 edition of the Roanoke Star-Sentinel

by [Melvin E. Matthews, Jr.](#)

J. R. Pope of Richmond has been building models for 50 years. As he recalls, the first kit he ever built was an airplane that his father bought him. "We sat in the kitchen and he showed me how to cut things off the tree and how to use the glue."

From there, Pope evolved his skills to where now, "I'm probably better than I was twenty years ago." Not only is modeling fun for Pope, it's a release. "Some people think it's tedious," he says. "To me, it's a pressure release to just sit in the shop and work on these."

Pope and his fellow lobbyists gathered last Saturday at the Roanoke Civic Center's Exhibit Hall for this year's "Virginia Shootout Scale Model Show and Contest." Presented by the Roanoke chapter of the International Plastic Modelers Society, the contest covers a wide range of categories: aircraft, military vehicles, ships, automotive, space and science fiction, figures, dioramas, and miscellaneous subjects.

The purpose of the Shootout, explains Roanoke IPMS chapter President Dennis Smith, is "to promote model building through historical renderings" and "accurate depictions of actual vehicles, whether they be in World War I, World War II, civilian [or] commercial. We have figures [from] science fiction to factual figures." While most of the entrants are adults, there are kids competing in the contest. "We have a 'Make and Take' program where kids can come in and build models for free," says Smith. "We're trying to promote it and get more kids interested [to] give them something other than electronics."

This year's Shootout far surpassed last year's contest. Smith says, "We've actually sold more tables this year than we have the last several years, and the models on the tables are excellent quality and (there are) more entries."

Mike Carroll, a hobbyist from Lynchburg, was one of several vendors at the Shootout selling model kits. The kits he and fellow hobbyists sell come from the collections that they're "thinning out" as he puts it. Other vendors offer a range of news kits. "Some of us probably make some money, and others are probably breaking even," says Car-



David Garcia, Gary Griffith and Bob Dedmen, all of Richmond, meticulously judge a WWII Fighter Plane

roll.

A model builder himself, Carroll had two models entered in the Shootout and focuses his model building primarily on military subjects such as armor and tanks. Another vendor, Chuck Connors, who makes his living primarily as a high school science teacher, was selling his "stash" of model kits from his basement. "I take the money I make from here and kind of spend it on other hobby items – it's kind of like recycling."


Joe Marranca, a judge at the Shootout, explained that models are evaluated according to IPMS rules. "Essentially, we're looking at finish and then the overall presentation of the model, how well the model is put together, the alignment of the model, whether or not there are glue marks left on it, how well the paint is put down, whether or not there are any blemishes in the paint – any sort of mistakes." Asked what advice he'd give to anyone interested in taking up model building, J. R. Pope "wholeheartedly" suggests they just do it—whatever their age. "It's a good hobby to get into, it makes you creative. It [can be] frustrating but it's also something that you can do in the winter time when the snow's blowing down the street. You can just go off into a corner and build."




VIRGINIA
SHOOTOUT

August 13, 2011
Roanoke Civic Center
Roanoke, Virginia

The 2011 Virginia Shootout took place at the Roanoke Civic Center on Saturday August 13th with 105 modelers from seven states entering 534 models in the contest.






Thanks to everyone who traveled near and far to attend and enter models at this years show. We would also like to thank our sponsors, vendors and clubs for their support in making the 2011 Virginia Shootout a huge success.



CAROLINA KUSTOM MODELERS
CKM NNL *Summer Classic* August 20, 2011
Clemmons, N.C.

The Carolina Kustom Modelers hosted their 4th annual NNL Summer Classic at the Village Inn in Clemmons, North Carolina on Saturday August 20th. The show pulled in modelers and vendors from all of the surrounding states and beyond. The NNL Summer Classic has become one of the best shows on the east coast.





The Members of the Carolina Kustom Modelers

CB Tools- Landing Gear Jig

MSRP- \$40.00

Reviewed by
Floyd S. Werner, Jr.
IPMS# 26266

I can never get my landing gear IPMS straight. They look good to me but there is always something just not right. I need all the help I can get. No not that kind of help; help with my landing gear alignment. The latest tool from CB Tools is just what I needed.

Designed for tail dragger aircraft the set can be used on 1/72nd fighters up to 1/32nd scale fighters and 1/72nd scale bombers. It can handle tricycle gear but it wasn't designed for that, but the process is simple. The maximum wingspan is 24" (60,96 cm) and maximum main wheel center to center spacing is 7.25" (18,41cm) and maximum main wheel to tail wheel spacing is 9" (22,86 cm).

Included in the packaging tube is three twelve inch threaded rods, a machined center fuselage rail with the center line marked, two metal 'wheel pads' and four alignment arms plus the associated hardware. There is a small bag with some threaded pins for the wheels. The hardest part of this entire process is the assembly of the parts but if you read the instructions carefully though it makes perfect sense. Once assembled just follow the instructions. I can't stress enough to read the instructions at least for the first few times.


Basically you hold the model with the alignment arms and adjust them as necessary to align the fuselage. This is then moved into position on the wheel pads. This in effect traps the landing gear in place. Check it, go ahead, it will be perfectly aligned. Apply glue and wait. Then do the same with the with the tail wheel and wheels. Simple

If I had any issue it was that the model tended to move slightly. The arms are the key to securing the model to the jig. Another easy fix is a rubber band wrapped around the center section. Either way allows you to move the model as necessary and held it firmly.

I used it on a Hasegawa P-40N and found the set to be quite easy to use. The results were spectacular. Perfectly aligned. I think I found my new favorite tool. You can never have enough tools. Another great tool from CB Model Products. Now if they can help me align my wings and tails I'd be set.

Highly recommended.

Thanks to CB Model Products for the review copy. You can obtain your copy of the jig by contacting CB Model Products at cbmodelproducts@hotmail.com. Let them know that I sent you.



**IPMS/USA
Region II
Show**



**Hosted by
New Jersey
IPMS**

JerseyCon 2



**October 21st &
22nd, 2011**

Show Theme:

"America Enters the War"
Wyndham Philadelphia Hotel
Rt. 73, Mt. Laurel, NJ
Special Awards for:

Best "America Enters the War"

Best Armor

Best Aircraft

Best Ship

Best Civilian

Best of the Rest

Best "Out of Box"

Tailhook Award (USN Aircraft)

Best New Jersey Subject

Judge's Best

**Club sponsored "Make and Take" Table
Raffle Prizes**

Vendors, Vendors, Vendors!!

Contest judging will begin at 12:00 pm.

Awards Ceremony to start approximately 5:30pm October 22nd

Models must be removed by 7:00pm October 22nd

Over 14,000 sq. feet of vendor and display space!

OCTOBER _____

21-22 JerseyCon II R-2 Regional, New Jersey
IPMS, Martin J. Quinn
862-686-1555

22 –Tidewater Automotive Modelers Society 19th Annual Model Car & Truck Contest. Jerry Quick, 757-468-6854

27 - RVIPMS Business Meeting, The Virginia Museum of Transportation, 7:00 pm.

NOVEMBER _____

5 - IPMS Lafayette Scale Modelers 2011 Scale Show & Contest, Fayetteville, North Carolina, Jon Bius, 910-987-4512.
www.lafayettescalemodelers.com.

5 - Middle Tennessee Annual Contest, Murfreesboro, TN. IPMS Middle Tennessee, Tom Winter, 615-479-7737,
www.ipmsmiddletenness

ee.com.

10 - RVIPMS Build Meeting. The Virginia Museum of Transportation, 7:00 pm.

17 - RVIPMS Business Meeting, The Virginia Museum of Transportation, 7:00 pm.

DECEMBER _____

8 - RVIPMS Build Meeting. The Virginia Museum of Transportation, 7:00 pm.



Club Officers _____

President

Tim Ward
twardf86@aol.com

Vice-President

Terry Eastman
t.eastman1@verizon.net

Secretary

Bob Rohrback
rjrohrback@aol.com

Treasurer

Greg Clower
GClower@aol.com

IPMS/USA NEW MEMBER APPLICATION

IPMS No: _____ Name: _____
(leave blank) FIRST M LAST
Address: _____

City: _____ State _____ Zip _____

Phone: _____ email: _____

VISA/MasterCard: _____ Account #: _____ - _____ - _____

Exp. Date: _____

Signature: _____

____ Adult \$25 ____ Junior (17 years old or younger) \$12 DOB: _____

____ Canada & Mexico: \$30 ____ Other Foreign: \$32 ____ Foreign Air Mail: \$55

____ Family (Adult Dues + \$5, one set magazines # of membership cards required: _____)

____ If recommended by an IPMS Member,

List his/her name and member number _____ (name) _____ (IPMS#)

IPMS/USA

Check out our web page: www.ipmsusa.org

P.O. Box 2475
North Canton, OH, 44720-0475

ATTENTION !!!

The October Business Meeting is on the 27th. The Contest is open to all subjects

*Build it
Bring it !!*

Sprue is the official publication of the Roanoke Valley Chapter of the International Plastic Modelers Society. The content of Sprue does not necessarily represent the official views of, nor is it endorsed by IPMS/USA or IPMS/Roanoke Valley. Opinions expressed are those of the authors.